

AQUARIUM

Art Activity!

What you'll need:

Staedtler jumbo coloured markers



Staedtler coloured pencils



Staedtler scissors



Staedtler glue stick



Staedtler worksheet



Method:

Step 1:

Using your favourite pencils or markers, colour in the aquarium and sea creatures in a bright and colourful way.

Step 2:

Name the fish from the list provided.

Step 3:



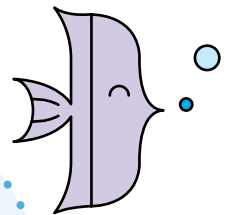

Cut out the colourful sea creatures, following the dotted lines.

Step 4:

Using your glue stick, stick the sea creatures onto the aquarium.

Step 5:






Enjoy your colourful aquarium!



Name: _____

AQUARIUM

Colour + Stick




AQUARIUM


Colour + Cut




.....




.....



.....




.....




.....




.....




.....



.....



.....



.....

Fish names: Puffer Fish, Stingray, Moorish Idol, Seahorse, Eel, Clam Shell, Starfish, Grouper, Catfish, Clown Fish.